

A recent thread of conversation at Dave H's Sportster and K Model website, www.HarleyKModel.com, concerning adapting a 52 or 53 right side K model engine case for use with a trap door 54, 55 or 56 K model left side engine case caused me to ponder what differences if any are there between the cases from belly number year to belly number year. I've been working on a new OSKRG (International including Erik in Alaska) Bulletin/Report that addresses casting differences and machining differences. I have taken this project about as far as I can with the cases at my disposal to photograph and examine. I am hoping that some of you may be able to provide the photos and observations that I am not in a position to make. As with all my research I want to stress that what I write is not necessarily correct, instead it is simply what I believe to be correct at this time until someone shows me otherwise.

A Summary of What I believe to be True Concerning casting Differences:

- **The right side K Model engine case between 52 and 56 has the same casting number ending in -52. Do not confuse, I repeat do not confuse casting numbers with part numbers.**
- **There are two casting numbers found on the left side engine case, one ending in -52 for 52, 53 and as best as I can tell into the 2100VINs of 54. About the mid 2100VINs in 54, 55 and 56 have a left side case with a casting number ending in -54 and have a "Trap Door".**
- **I found casting differences with the right side K model engine cases between 52 to 53, between 53 to 54 and between 54 to 55. I do not have a right side 56 K case to compare with my 55 so I cannot say if there are any subtle casting differences between these two.**
- **There is a casting difference between the left side K model engine cases approximately between the 52 and 53 model years.**
- **There is a casting difference between the left side K model engine cases between the pre 55KH-1300 VIN and the 55KH-1300 VIN and beyond.**
- **There is a casting difference between the left side K model engine cases with a casting number ending in -52 (I believe to be pre mid 2100VIN of 54) and the casting number ending in -54 (has the trap door) used about mid 2100VIN of 54 through 56.**

A Summary of What I believe to be True Concerning Machining Differences:

- **The right side K model engine casting ending in -52 was machined differently between 53 and 54.**
- **The left side K model engine casting ending in -52 was machined differently between 53 and 54.**

A Summary of What I believe to be True Concerning Part Numbers:

- There are only two part numbers for the right side K model engine case, PN 24556-52 and PN 24556-54. This is a clean model year part number change with the first 54KH.
- There are 4 part numbers for the K model engine left side case.
 - Part number 24532-52 was used for the 52 and 53 model year K models.
 - Part number 24532-54 was used for the first KHs of 54 up into the 2100VINs when the trap door equipped left case replaced it.
 - Part number 24532-54A, the left case with the trap door, was used from the mid 2100VINs of 54 through the 56 model year.
 - **Warning, the following is pure speculation!** Part number 24532-52A was never original equipment but rather a replacement case for the early trap door less left side cases that provided a trap door???

What I Need Help With, Pictures, Observations, Insights:

- Right side K model engine case, are there any casting differences between the cases with a 55 belly number and a 56 belly number?
- Right side K model engine case, are there any machining differences between the cases with a 55 belly number and a 56 belly number?
- Are there any casting differences in the left side K model cases between belly numbered cases 52 to 53 and 53 to 54 mid 2100VINs (no trap door)?
- Are there any casting differences between the left side K model cases with trap doors with belly numbers for 54 to 55 and 55 to 56?
- Are there any machining differences in the left side K model cases between belly numbered cases 52 to 53 and 53 to 54 mid 2100VINs (no trap door)?
- Are there any machining differences between the K model cases with trap doors with belly numbers for 54 to 55 and 55 to 56?
- Can anyone confirm the existence of a left case with a part number of 24532-52A? I believe it will have a trap door and be mated to a stock (not modified) 52, 53 or pre 54 mid 2100VIN right side case. I believe this case would not have a belly number beginning in 552 or 553 or 554 but rather 555 or 556 or later or just be 3 numbers like 114.

Any help you can provide will be greatly appreciated,

Thanks in advance,

JerryR

1-815-423-5709

K Model Case Casting Number, Part Number & Case Modification Table

Vs.4

Model Year	LSC Casting # -52	Speculating Existence of LSC Casting # -52A?	LSC Casting # -54	RSC Casting # -52
1952	LSC PN 24532-52 (Non Trap Door)	LSC PN 24532-52A?		RSC PN 24556-52
1953	LSC PN 24532-52 (Non Trap Door)	LSC PN 24532-52A?		RSC PN 24556-52 CM
1954 to Mid-2100 VIN	LSC PN 24532-54 (Non Trap Door) CM LSC PN 24532-54A (With Trap Door)			RSC PN 24556-54 MM CM
1954 above Mid-2100 VIN			LSC PN 24532-54A (With Trap Door)	RSC PN 24556-54 MM CM
1955			LSC PN 24532-54A (With Trap Door)	RSC PN 24556-54 CM
1956			LSC PN 24532-54A (With Trap Door)	RSC PN 24556-54

Legend

- Orange Shading Indicates Original Case and Part Numbers
- Red Shading Indicates Speculation of Existence of Factory Replacement Case with Trap Door
- LSC = Left Side Case
- RSC = Right Side Case
- PN = Part Number
- CM = Casting Modification from Previous Year
- MM = Machining Modification from Previous Year

54 Parts Book Published in June of 54

24511-52	95.00	Set of crankcases.	52 & 53-Model K & KK
24511-54	95.00	Set of crankcases.	54-Model KH
24532-52	43.00	Left crankcase	52 & 53-Model K & KK
24532-54	43.00	Left crankcase	54-Model KH
24556-52	64.00	Right crankcase.	52 & 53-Model K & KK
24556-54	70.00	Right crankcase.	54-Model KH

55 Parts Book Supplement Published in December of 54


24511-54		Set of crankcases (Replaced by 24511-54A)	
24511-54A	\$ 120.00	Set of crankcases.	1954 & 1955-KH
24532-54		Left crankcase (Replaced by 24532-54A)	
24532-54A	55.00	Left crankcase	1954 & 1955-KH

56 Parts Book


24532-52		Left crankcase (Replaced By 24532-52A)	
24532-52A	\$49.00	Left crankcase	52 & 53 Model K & KK
24532-54		Left crankcase (Replaced By 24532-54A)	
24532-54A	61.00	Left crankcase	54 to 56
24556-52	72.00	Right crankcase.	52 & 53-Model K & KK
24556-54	80.00	Right crankcase.	54 to 56

-52 Casting # Right Side K Case **Casting** Differences


P1 (Picture 1) 52BN (Belly Number) & 53BN Right Side Outside K Case Casting Differences




P2 52BN & 53BN Right Side Inside K Case Casting Differences





P3 53BN & 54BN Right Side Outside K Case Casting Differences



P4 53BN & 54BN Right Side Outside K Case Casting Differences




P5 53BN & 54BN Right Side Inside K Case Casting Differences




P6 53BN & 54BN Right Side Inside K Case Casting Differences



P7 54BN & 55BN Right Side Outside K Case Casting Differences




P8 54BN & 55BN Right Side Inside K Case Casting Differences




P9 Reserved Space for Possible 55BN & 56BN Right Side Outside K Case Casting Differences

P10 Reserved Space for Possible 55BN & 56BN Right Side Inside K Case Casting Differences

P11 52BN, 53BN, 54BN & 55BN Right Side Top K Case Casting Differences

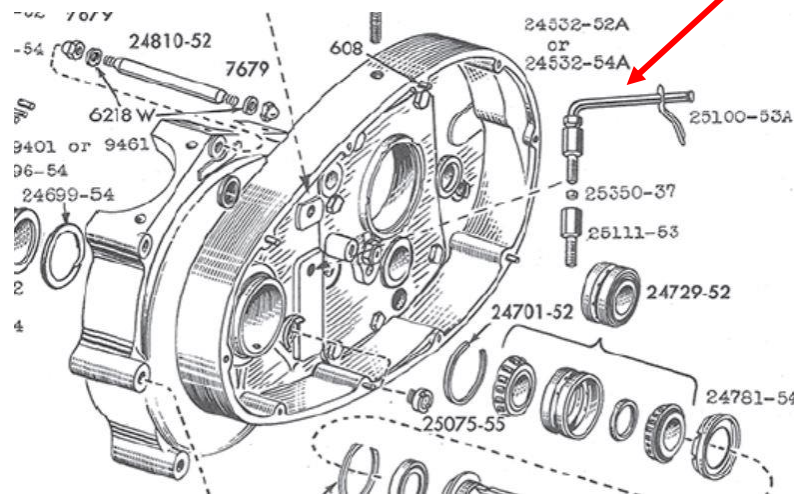


P12 52BN, 53BN, 54BN & 55BN Right Side K Case **Dowel** Differences



-52 Casting # Left Side K Case Casting Differences
P13 52BN & 53BN Left Side Outside K Case Casting Differences

Picture Needed of 1952 K Model Left Side Case Outside View
 Picture Needed of 1952 K Model Left Side Case Outside View
 Picture Needed of 1952 K Model Left Side Case Outside View
 Picture Needed of 1952 K Model Left Side Case Outside View
 Picture Needed of 1952 K Model Left Side Case Outside View
 Picture Needed of 1952 K Model Left Side Case Outside View



25075-55	1.65	Oil transfer valve assem	55 & 56-Model KH from Motor No. 1300 UP
25100-53A	2.65	Crankcase oil syphon tube cpt.	53 to Early-55
25101-53A	1.65	Crankcase oil syphon tube only	53 to Early-55
25111-53	.45	Crankcase oil syphon tube screw.	53 to Early-55
25350-37	.85	Breather valve cpt	53 to 56

P14 52BN & 53BN Left Side Inside K Case Casting Differences

[illegible][illegible]

P15 53BN & 54BN Left Side Outside K Case Casting Differences

[illegible]

P16 53BN & 54BN Left Side Inside K Case Casting Differences

Picture Needed of 1953 K Model Left Side Case Inside View

Picture Needed of 1953 K Model Left Side Case Inside View

Picture Needed of 1953 K Model Left Side Case Inside View

Picture Needed of 1953 K Model Left Side Case Inside View

Picture Needed of 1953 K Model Left Side Case Inside View

Picture Needed of 1953 K Model Left Side Case Inside View

Picture Needed of 1953 K Model Left Side Case Inside View

Picture Needed of 1953 K Model Left Side Case Inside View

Picture Needed of 1954 K Model Left Side Case Inside View

Picture Needed of 1954 K Model Left Side Case Inside View

Picture Needed of 1954 K Model Left Side Case Inside View

Picture Needed of 1954 K Model Left Side Case Inside View

Picture Needed of 1954 K Model Left Side Case Inside View

Picture Needed of 1954 K Model Left Side Case Inside View

Picture Needed of 1954 K Model Left Side Case Inside View

Picture Needed of 1954 K Model Left Side Case Inside View

-52A Casting # Left Side K Case Casting

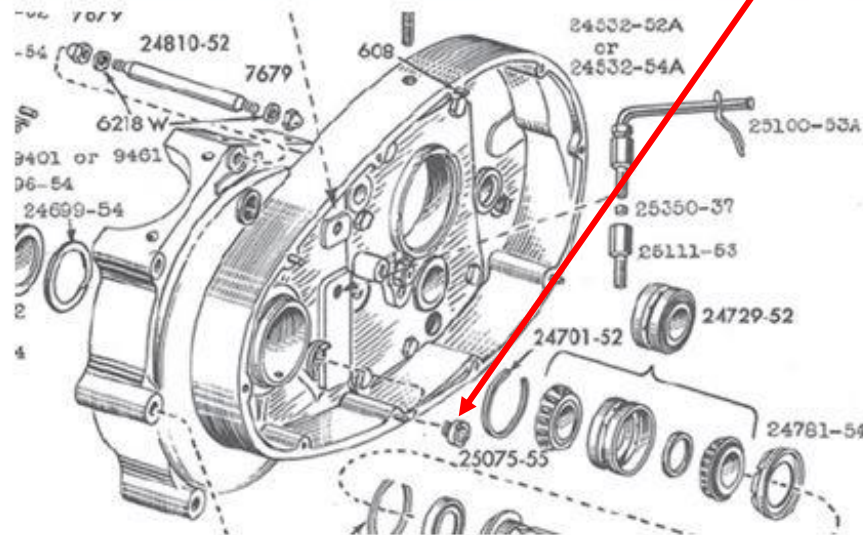


(suspect exists, have no verification yet)

P17 Reserved Space for Possible 25432-52A Left Side Outside K Case Casting Picture

P18 Reserved Space for Possible 25432-52A Left Side Inside K Case Casting Picture


-54 Casting # Left Side K Case **Casting** Differences

P19 54BN & 55BN Left Side Outside K Case Casting Differences



25075-55	1.65	Oil transfer valve assem	55 & 56-Model KH from Motor No. 1300 UP
25100-53A	2.65	Crankcase oil syphon tube cpt.	53 to Early-55
25101-53A	1.65	Crankcase oil syphon tube only	53 to Early-55
25111-53	.45	Crankcase oil syphon tube screw.	53 to Early-55
25350-37	.85	Breather valve cpt	53 to 56

P20 54BN & 55BN Left Side Inside K Case Casting Differences



P21 55BN & 56BN Left Side Outside K Case Casting, No Differences Detected




P22 55BN & 56BN Left Side Inside K Case Casting, No Differences Detected




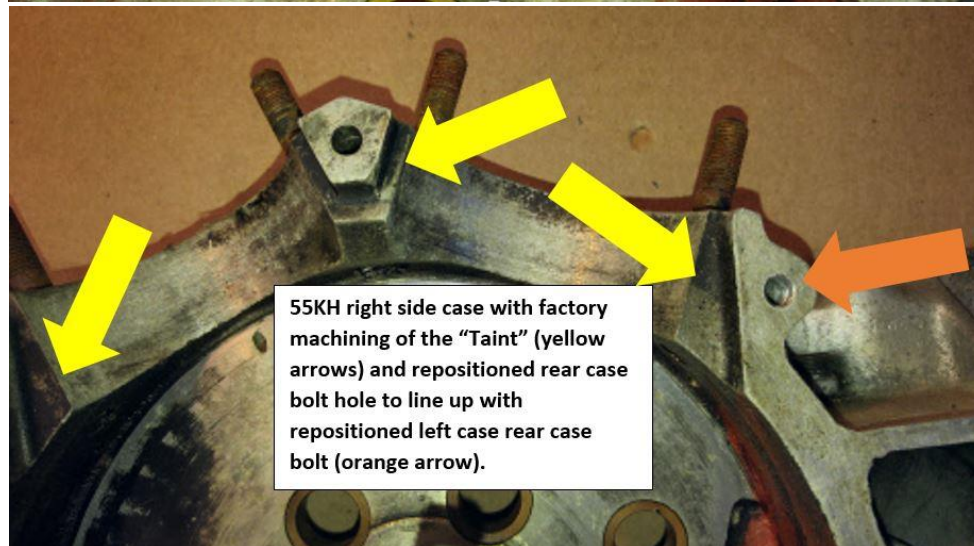
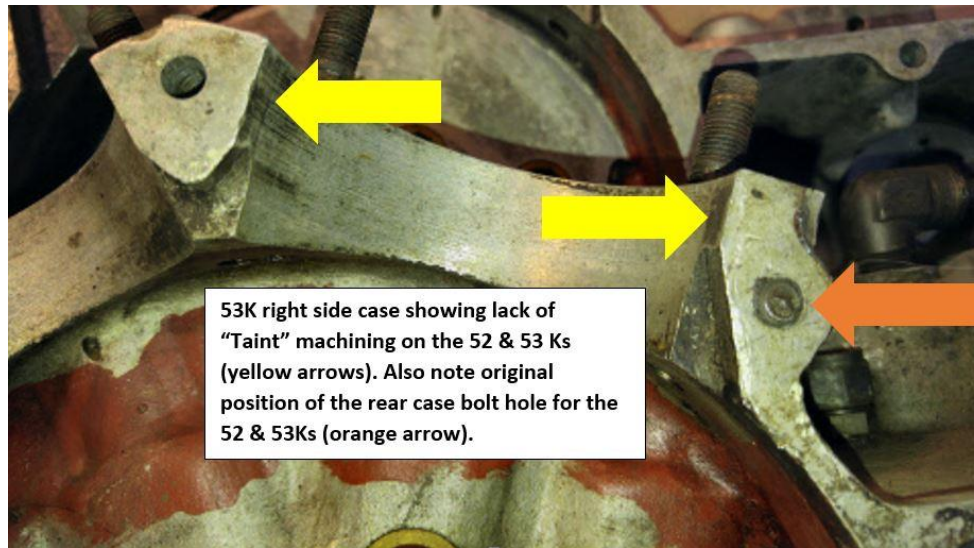
Example of Post 56 K Model Engine Replacement Cases:

- Dowels not Cones
- -54 Left Side Casting Number with a 1/60 Casting Date
- -52 Right Side Casting Number with an 11/63 Casting Date
- 114 Belly numbers



-52 Casting # Right Side K Case Machining Differences





-52 Casting # Left Side K Case **Machining** Differences

-54 Casting # Left Side K Case **Machining** Differences